

SRI LANKA STANDARD 1256 : PART 7 : 2004
UDC 667.612

METHODS OF
TEST FOR PAINTS AND VARNISHES
PART 7 : DETERMINATION OF WATER BY THE DEAN AND
STARK METHOD

SRI LANKA STANDARDS INSTITUTION

**SRI LANKA STANDARD
METHODS OF TEST FOR PAINTS AND VARNISHES
PART 7 : DETERMINATION OF WATER BY THE DEAN AND STARK METHOD**

**SLS 1256 : Part 7 : 2004
(Superceding SLS 535: 1981 Part 2 – Sections 2.1 and 2.2)**

Gr. 5

**SRI LANKA STANDARDS INSTITUTION
17, Victoria Place
Elvitigala Mawatha
Colombo - 08
SRI LANKA.**

Sri Lanka Standards are subject to periodical revision in order to accommodate the progress made by industry. Suggestions for improvement will be recorded and brought to the notice of the Committees to which the revisions are entrusted.

This standard does not purport to include all the necessary provisions of a contract.

© SLSI 2004

All rights reserved. Unless otherwise specified, no part of this publication may be reproduced or utilized in any form or by any means, electronic or mechanical, including photocopying and microfilm, without permission in writing from the SLSI.

SRI LANKA STANDARD
METHODS OF TEST FOR PAINTS AND VARNISHES
PART 7 : DETERMINATION OF WATER BY THE
DEAN AND STARK METHOD

FOREWORD

This Sri Lanka Standard was approved by the Sectoral Committee on Chemical and Polymer Technology and authorized for adoption and publication by the Council of the Sri Lanka Standards Institution on 2004-01-23.

This standard was published in 1981 which superceded CS 70 : 1969. In this revision each test method is given as a separate part in order to facilitate updating. This standard supercedes SLS 535 : Part 2 : Tests involving chemical examination of liquid paints and dried paint films : Section 2.1. Introduction and section 2.2 Determination of water by the Dean and Stark method.

1 SCOPE

This standard specifies a method of test for the determination of water in liquid paints, varnishes and allied products and dried films of these products using the Dean and Stark apparatus.

2 REFERENCES

- SLS 489 Glossary of terms for paints
- SLS 523 Methods of sampling paints
- SLS 1256 Methods of test for paints
Part 1 Examination and preparation of samples for testing

3 DEFINITIONS

For the purpose of this standard, the terms defined in **SLS 489** shall apply.

4 PRINCIPLE

The determination of water in paints or paint materials (other than water based paints) is carried out using the Dean and Stark apparatus.

5 APPARATUS

The Dean and Stark apparatus having the following essential features shall be used :

5.1 Flask

A flask of 500-ml capacity as shown in **Fig. 1** and made of hard resistance glass, well annealed and as free as possible from striae and similar defects shall be used.

5.2 Condenser

The condenser shall be a glass water-cooled reflux type, of the design and dimension shown in **Fig. 2**.

In the construction of the condenser, the following points should be noted.

- a) The joints A and B should be neatly finished, in particular the bore at B should have the minimum disturbance.
- b) The shoulder above the cone of the B 19 joint at C should be elongated as shown in **Fig. 2**, thus avoiding a sharp re-entrant shape which may restrict the free flow of liquid down the inner wall.

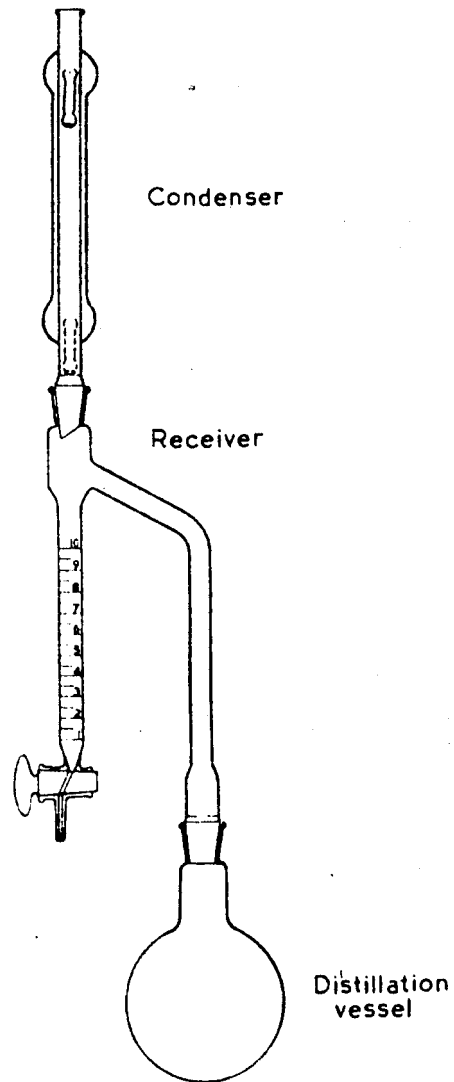
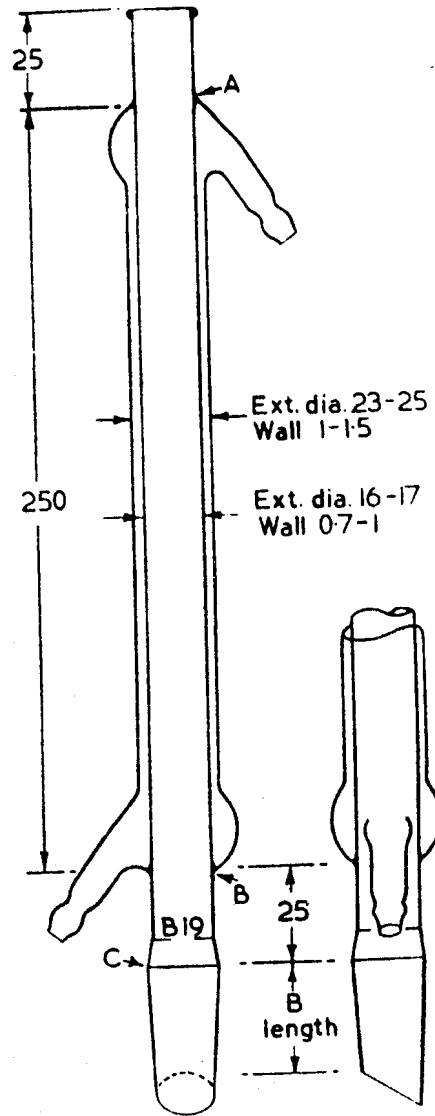


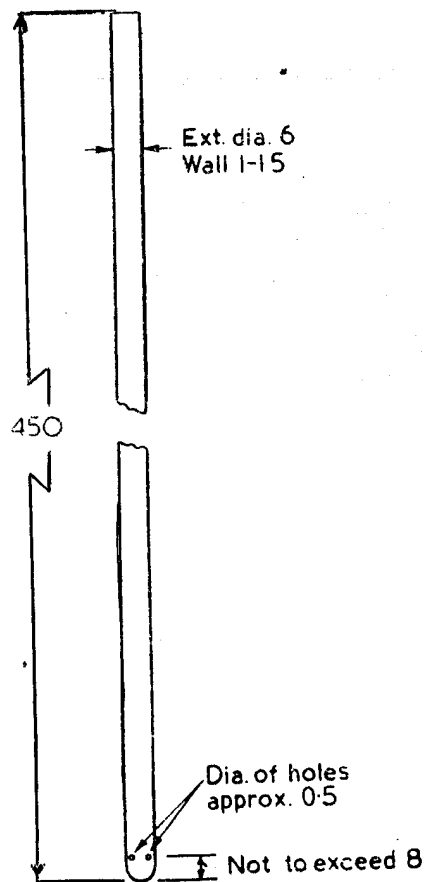
FIGURE 1 – Typical assembly of Dean and Stark apparatus



(All dimensions are in millimetres)
FIGURE 2 – condenser

5.3 Spray tube

The spray tube, shall be sealed at one end and shall have four small holes spaced regularly round its circumference near the closed end, and shall be of the form shown in **Fig. 3**.



(All dimensions are in millimetres)
FIGURE 3 – Spray tube

5.4 2-ml Receiver

5.4.1 The receiver shall be made of hard resistance glass, well annealed and as free as possible from striae and similar defects, provided with ground glass joints, and of shape and dimensions given in **Fig. 4**.

5.4.2 The graduated portion shall have a capacity of 2-ml at 27 ± 2 °C when filled to the highest graduation mark. The scale shall cover the range of 0.1 ml to 2 ml and shall be divided into intervals of 0.05 ml. The numbered graduation marks shall be carried completely round the tube. The graduation marks corresponding to 0.15 ml, 0.25 ml, 0.35 ml and so on up to and including 1.95 ml shall be carried half way round the tube. The remaining graduation marks shall be intermediate in length and shall project equally at each end and beyond the shortest graduation marks. The error at any point on the scale shall not exceed ± 0.02 ml and the difference between the errors at any two points shall not exceed 0.02 ml.

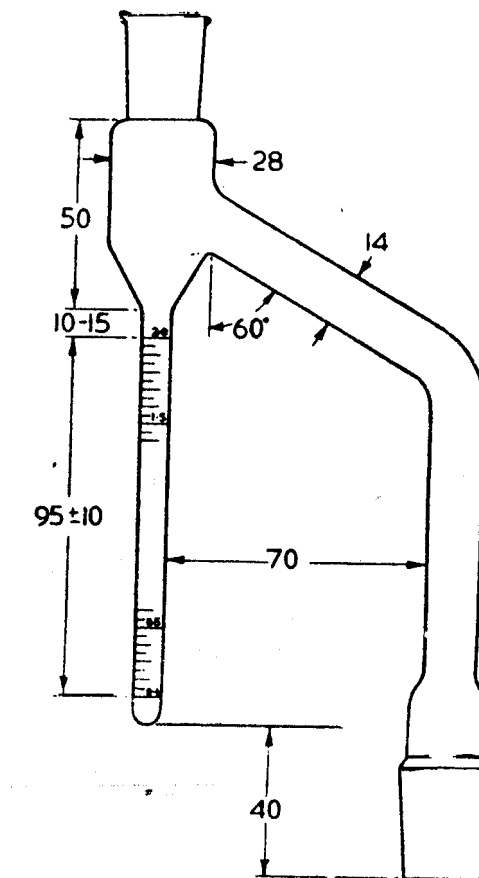


FIGURE 4 – 2-ml receiver
(All dimensions are in millimetres)

6 REAGENTS

6.1 Toluene, the toluene used shall at 27 ± 2 °C be free from undissolved water and other separated impurities, when viewed by transmitted light.

6.2 Ethyl acetate or amyl acetate

7 SAMPLE

7.1 Sample for testing shall be obtained in accordance with **SLS 523**.

7.2 Samples obtained as in 7.1 shall be prepared for testing as prescribed in **SLS 1256 Part 1**.

8 PROCEDURE

8.1 Weigh to the nearest 0.1 g about 100 g of the material under test into the flask (m_0), add 100 ml toluene and 1 ml of amyl or ethyl acetate and mix the contents of the flask well. Pour toluene into the receiver up to the level of the side tube. Connect the flask to the apparatus and immerse it in an oil bath containing sufficient heavy mineral oil to cover the flask nearly to the neck.

8.2 Heat the oil bath to such a temperature as to keep the contents of the flask boiling briskly, continue the distillation until no further water collects in the receiver.

8.3 Remove the persistent ring of condensed water in the condenser tube, if any, by increasing the rate of distillation by a few drops per second. Wash droplets of water which adhere to the lower end of the condenser tube into the receiver with toluene, using the spray tube.

8.4 Read off the amount of water collected in the receiver to the nearest 0.05 ml (v or m_1). Report the result as the percentage of water in the material.

9 CALLCULATION

Water content, per cent by mass $\frac{m_1}{m_0} \times 100$

where,

m_1 is the mass in grammes, of water collected

m_0 is the mass in grammes, of the sample taken for test

.....

SLS 1256 : Part 7 : 2004
(Superceding SLS 535 : 1981 Part 2 – Sections 2.1 and 2.2)

SRI LANKA STANDARDS INSTITUTION

The Sri Lanka Standards Institution (SLSI) is the National Standards Organization of Sri Lanka established under the Sri Lanka Standards Institution Act No. 6 of 1984 which repealed and replaced the Bureau of Ceylon Standards Act No. 38 of 1964. The Institution functions under the Ministry of Science & Technology.

The principal objects of the Institution as set out in the Act are to prepare standards and promote their adoption, to provide facilities for examination and testing of products, to operate a Certification Marks Scheme, to certify the quality of products meant for local consumption or exports and to promote standardization and quality control by educational, consultancy and research activity.

The Institution is financed by Government grants, and by the income from the sale of its publications and other services offered for Industry and Business Sector. Financial and administrative control is vested in a Council appointed in accordance with the provisions of the Act.

The development & formulation of National Standards is carried out by Technical Experts and representatives of other interest groups, assisted by the permanent officers of the Institution. These Technical Committees are appointed under the purview of the Sectoral Committees which in turn are appointed by the Council. The Sectoral Committees give the final Technical approval for the Draft National Standards prior to the approval by the Council of the SLSI.

All members of the Technical & Sectoral Committees render their services in an honorary capacity. In this process the Institution endeavours to ensure adequate representation of all view points.

In the International field the Institution represents Sri Lanka in the International Organization for Standardization (ISO), and participates in such field of standardization as are of special interest to Sri Lanka.

SLS CERTIFICATION MARK

The Sri Lanka Standards Institution is the owner of the registered certification mark shown below. Beneath the mark, the number of the Sri Lanka Standard relevant to the product is indicated. This mark may be used only by those who have obtained permits under the SLS certification marks scheme. The presence of this mark on or in relation to a product conveys the assurance that they have been produced to comply with the requirements of the relevant Sri Lanka Standard under a well designed system of quality control inspection and testing operated by the manufacturer and supervised by the SLS/ which includes surveillance inspection of the factory, testing of both factory and market samples.

Further particulars of the terms and conditions of the permit may be obtained from the Sri Lanka Standards Institution, 17, Victoria Place, Elvitigala Mawatha, Colombo 08.

