

මෙය රාජ්‍ය භාෂාවෙන් වෙනත් මුද්‍රණය කර ඇත.

ශ්‍රී ලංකා ප්‍රමිති 411 : 1977

SRI LANKA STANDARD 411 : 1977

විෂය අංශය වර්ග කිරීම UDC 744.1

ගොඩනැගිලි විභාජන යන්ත්‍රණ සටහන්
කිරීමේ ක්‍රමය

**METHOD FOR BAR SCHEDULING
IN BUILDING DRAWINGS**

ලංකා ප්‍රමිති කාර්යාංශය

BUREAU OF CEYLON STANDARDS

**METHOD FOR BAR SCHEDULING
IN BUILDING DRAWINGS**

S.L.S. 411 : 1977

Gr. 4

Copyright Reserved

BUREAU OF CEYLON STANDARDS

58, Dharmapala Mawatha,

COLOMBO 3.

SRI LANKA STANDARD METHOD FOR BAR SCHEDULING IN BUILDING DRAWINGS

FOREWORD

This Sri Lanka Standard approved by the Civil Engineering Divisional Committee of the Bureau of Ceylon Standards was authorised for adoption and publication by the Council of the Bureau on 1977-05-02.

This Standard, which is based on ISO/DIS 4066 - Building Drawings - Bar Scheduling, is the second in a series of Sri Lanka Standards in Building Drawings. The first of the series is SLS 364 : 1975 - Sri Lanka Standard for Building and Civil Engineering Drawings - Symbols for Concrete Reinforcement.

The purpose of this standard is to ensure uniformity of practice in the scheduling of reinforcement. To establish a clear and unambiguous system for scheduling, it is necessary to specify the method of measurement to be used and the order in which the information is given on the bar schedule.

As the use of preferred shapes is considered to be very advantageous both for simplifying design and manufacture and for the use of computers, the opportunity has been taken to include a list of preferred shapes and a coding system; the layout of the bar schedule is based on the use of preferred shapes.

1. SCOPE

This standard establishes a system for the scheduling of reinforcing bars, and comprises

- the method of measurement ;
- a coding system for bar shapes ;
- a list of preferred shapes ;
- the bar schedule.

2. FIELD OF APPLICATION

This Sri Lanka Standard applies to all types of bar for ordinary reinforcement.

Steel fabric and prestressing steel reinforcement are excluded.

3. METHOD OF MEASUREMENT OF BENDING DIMENSIONS

The bending dimensions shall be measured as shown in Fig. 1.

Dimensions shall be outside dimensions, and the standard radius of bend shall be the smallest permitted by accepted codes of practice or regulations.

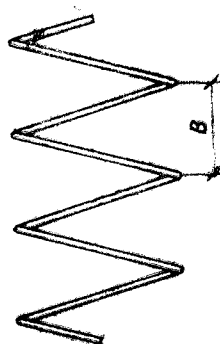

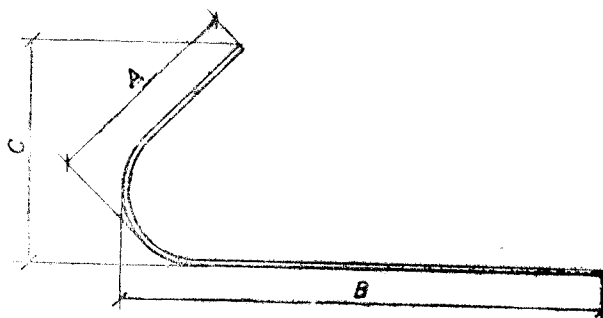
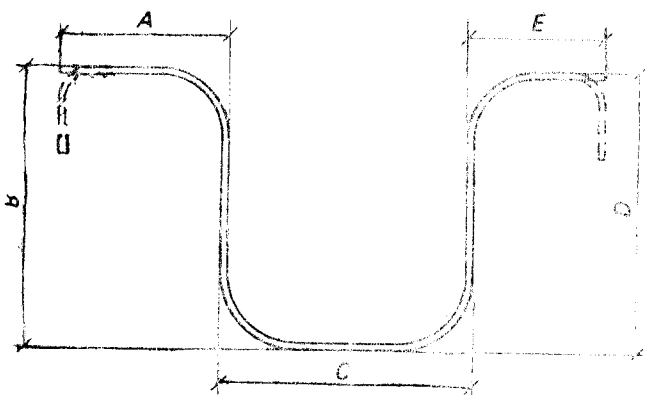
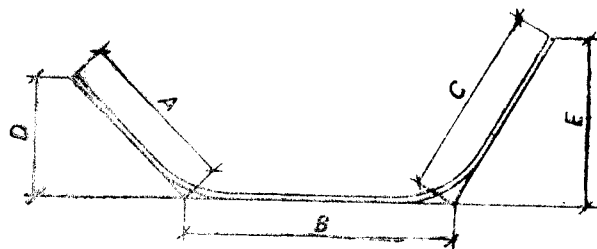
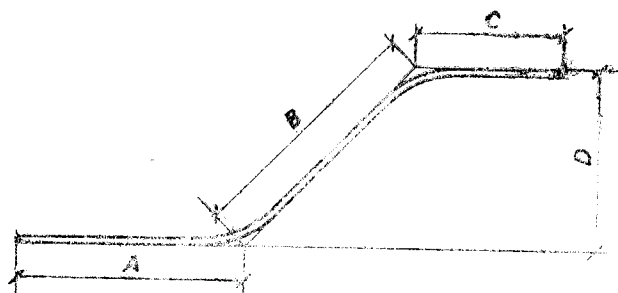
The total length (cutting length) of a bar shall be the sum of the bending dimensions with corrections for bends and allowances for end anchorages.

4. CODING SYSTEM FOR BAR SHAPES

The shape code number consists of two or three characters, as defined in Table 1.

Table 1 — Code Number Composition

First character	Second character	Third character
0 — No bends (optional)	0 — Straight bars (optional)	0 — No end anchorage (optional)
1 — 1 bend	1 — 90° bend (s) of standard radius all bent in the same direction	2 — End anchorages at both ends
2 — 2 bends	2 — 90° bend (s) of non-standard radius all bent in the same direction	
3 — 3 bends	3 — 180° bend (s) non-standard radius, all bent in the same direction	
4 — 4 bends	4 — 90° bends of standard radius not all bent in the same direction	
5 — 5 bends	5 — 1 slope bent < 90°	
6 — Arcs of circles	6 — 2 slopes bent < 90°	
7 — Helices	7 — Arcs of helices	



N: number of complete turns.

Fig. 1 - Bending Dimensions

Page 8 Blank

5. LIST OF PREFERRED SHAPES

Where it is necessary to provide end anchorage by the use of hooks or bends they shall be illustrated by the use of dotted lines as in Table 2.

The letter symbols refer to the dimensions which shall be given in the Bar Schedule.

6. BAR SCHEDULE

The bar schedule is the document used to specify and identify reinforcing bars. The format specified below incorporates the use of preferred shapes.

6.1 Information Content—A bar schedule shall contain the following information in the sequence listed below :

- (a) member—identification of the structural member in which the bar is located ;
- (b) bar mark—unique reference of the bar ;
- (c) type of steel ;
- (d) diameter of bar ;
- (e) length of each bar (cutting length) ;
- (f) number of bars per member ;
- (g) number of members of each type ;
- (h) total number of bars $(f) \times (g)$;
- (i) total length $(e) \times (h)$;
- (j) shape code (as defined in Clause 5) ;
- (k) bending dimensions ;
- (l) revision letter ;
- (m) title block.

An example of a form of bar schedule is shown on page 12.15.

6.2 Special Shapes - When special shapes are required, these shall be shown by a dimensioned sketch drawn in the space normally used for bending dimensions.

6.3 Title Block - The title block shall be placed below the schedule, and shall contain the following information :

- (a) name of the structural designer ;
- (b) title of the project ;
- (c) date prepared ;
prepared by
checked by
- (d) drawing number ;
- (e) table number ;
- (f) revision letter and date of last revision.

7. SUMMARY SHEET

If required, summary sheets may be used ; separate sheets shall be used for each type of steel.

TABLE 2 -- Preferred shapes









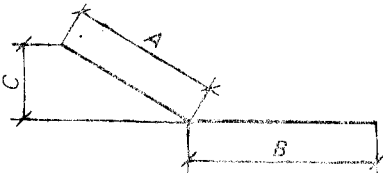

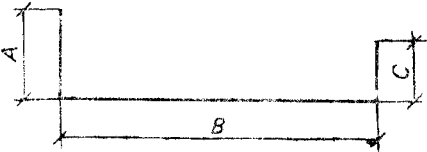

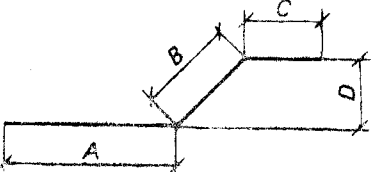

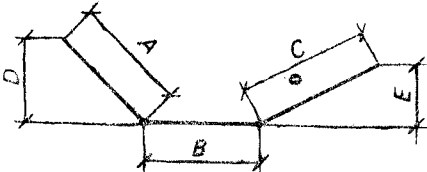

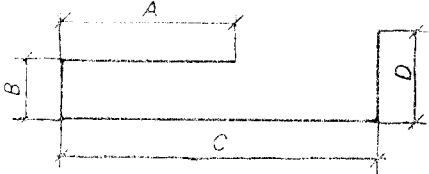

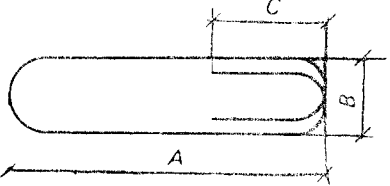

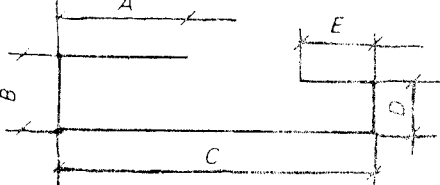

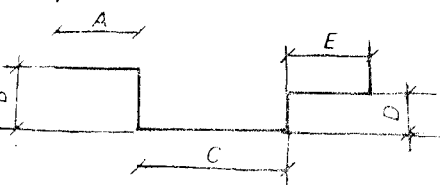

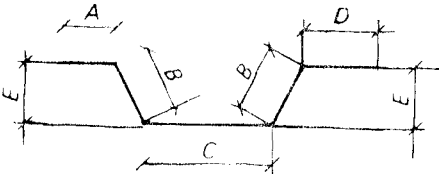

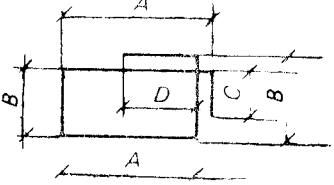

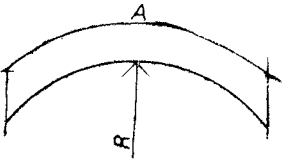

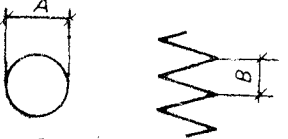

Shape code	Shapes	Examples
00		
11		
12		
13		
15		
21		
25		
26		

TABLE 2 - (concluded)

Shape code	Shapes	Examples
31		
33		
41		
44		
46		
51		
67		
77	 <p data-bbox="238 1817 586 1856">N: number of complete turns</p>	

SLS CERTIFICATION MARK

The Sri Lanka Standards Institution is the owner of the registered certification mark shown below. Beneath the mark, the number of the Sri Lanka Standard relevant to the product is indicated. This mark may be used only by those who have obtained permits under the SLS certification marks scheme. The presence of this mark on or in relation to a product conveys the assurance that they have been produced to comply with the requirements of the relevant Sri Lanka Standard under a well designed system of quality control inspection and testing operated by the manufacturer and supervised by the SLSI which includes surveillance inspection of the factory, testing of both factory and market samples.

Further particulars of the terms and conditions of the permit may be obtained from the Sri Lanka Standards Institution, 17, Victoria Place, Elvitigala Mawatha, Colombo 08.



SRI LANKA STANDARDS INSTITUTION

The Sri Lanka Standards Institution (SLSI) is the National Standards Organization of Sri Lanka established under the Sri Lanka Standards Institution Act No. 6 of 1984 which repealed and replaced the Bureau of Ceylon Standards Act No. 38 of 1964. The Institution functions under the Ministry of Science & Technology.

The principal objects of the Institution as set out in the Act are to prepare standards and promote their adoption, to provide facilities for examination and testing of products, to operate a Certification Marks Scheme, to certify the quality of products meant for local consumption or exports and to promote standardization and quality control by educational, consultancy and research activity.

The Institution is financed by Government grants, and by the income from the sale of its publications and other services offered for Industry and Business Sector. Financial and administrative control is vested in a Council appointed in accordance with the provisions of the Act.

The development and formulation of National Standards is carried out by Technical Experts and representatives of other interest groups, assisted by the permanent officers of the Institution. These Technical Committees are appointed under the purview of the Sectoral Committees which in turn are appointed by the Council. The Sectoral Committees give the final Technical approval for the Draft National Standards prior to the approval by the Council of the SLSI.

All members of the Technical and Sectoral Committees render their services in an honorary capacity. In this process the Institution endeavours to ensure adequate representation of all view points.

In the International field the Institution represents Sri Lanka in the International Organization for Standardization (ISO), and participates in such fields of standardization as are of special interest to Sri Lanka.